

The Copyright of this drawing belongs to T C Matthew Chartered Architect and shall not be used or reproduced in any form without its express permission. The moral right of the author is hereby asserted.

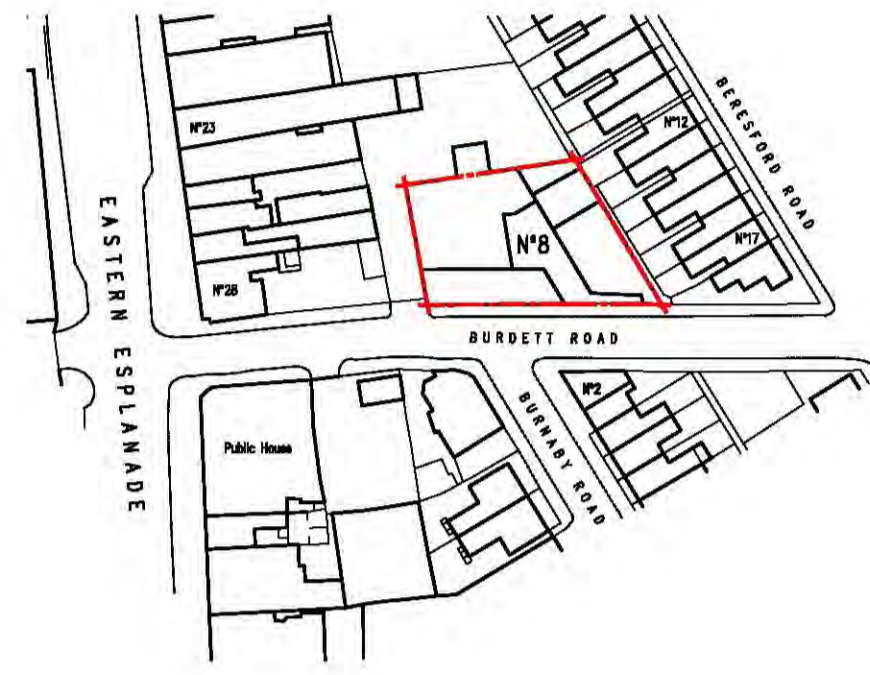
Do not scale from this drawing - Work to figured dimensions only. All dimensions to be checked on site prior to the execution of any work.

For the avoidance of doubt all dimensions are measured to wall structure and not the finishes unless otherwise stated.

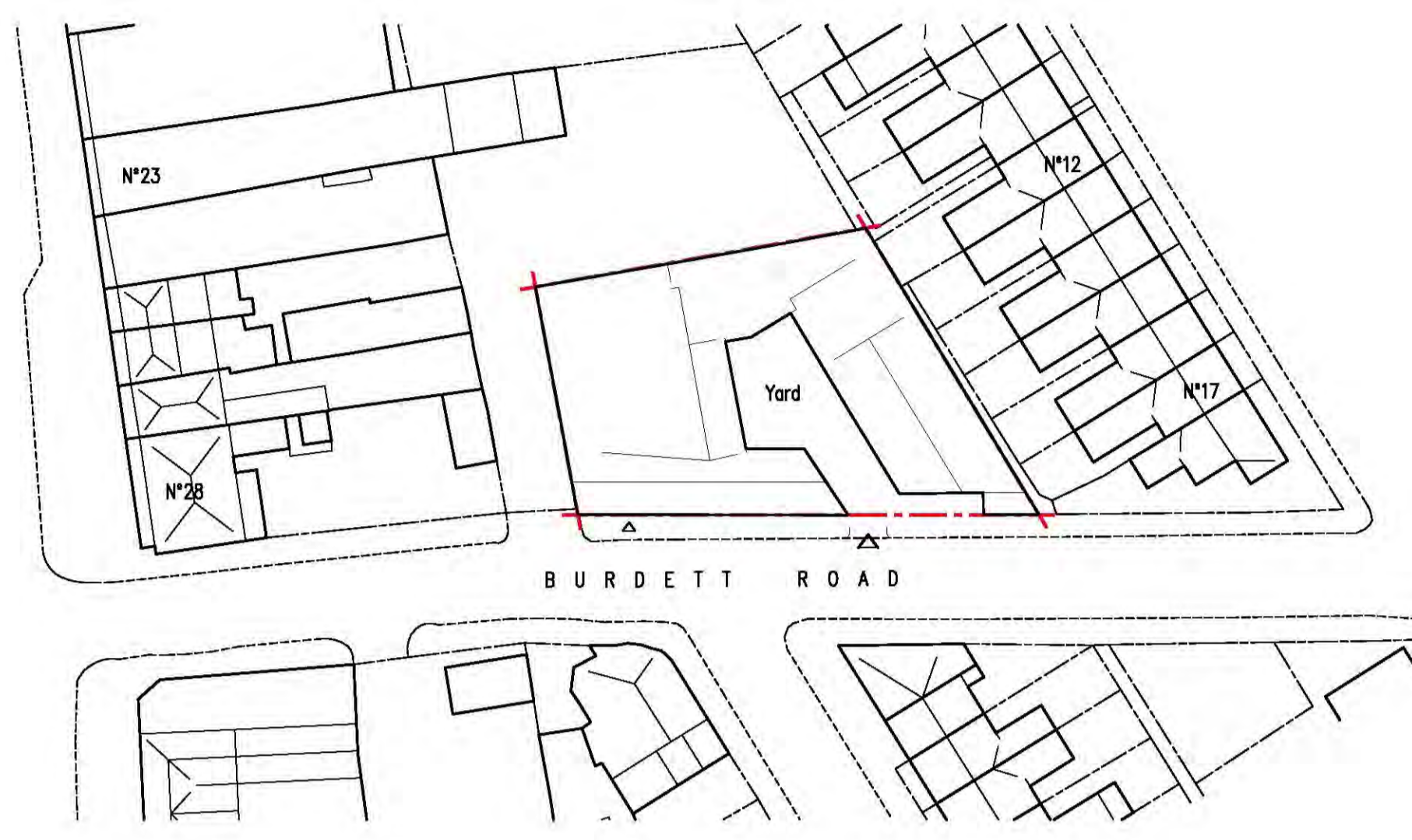
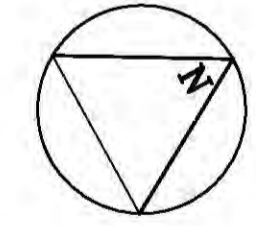
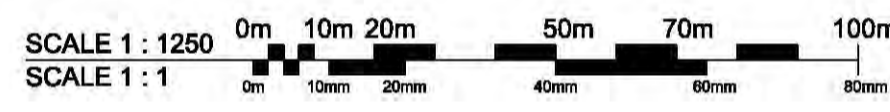
Where any discrepancy is found to exist within or between drawings and/or documents it should be reported to the architect immediately.

T C Matthew Chartered Architect shall not be liable for any use of drawings and documents for any purpose other than for which the same were prepared by or on behalf of T C Matthew Chartered Architect.

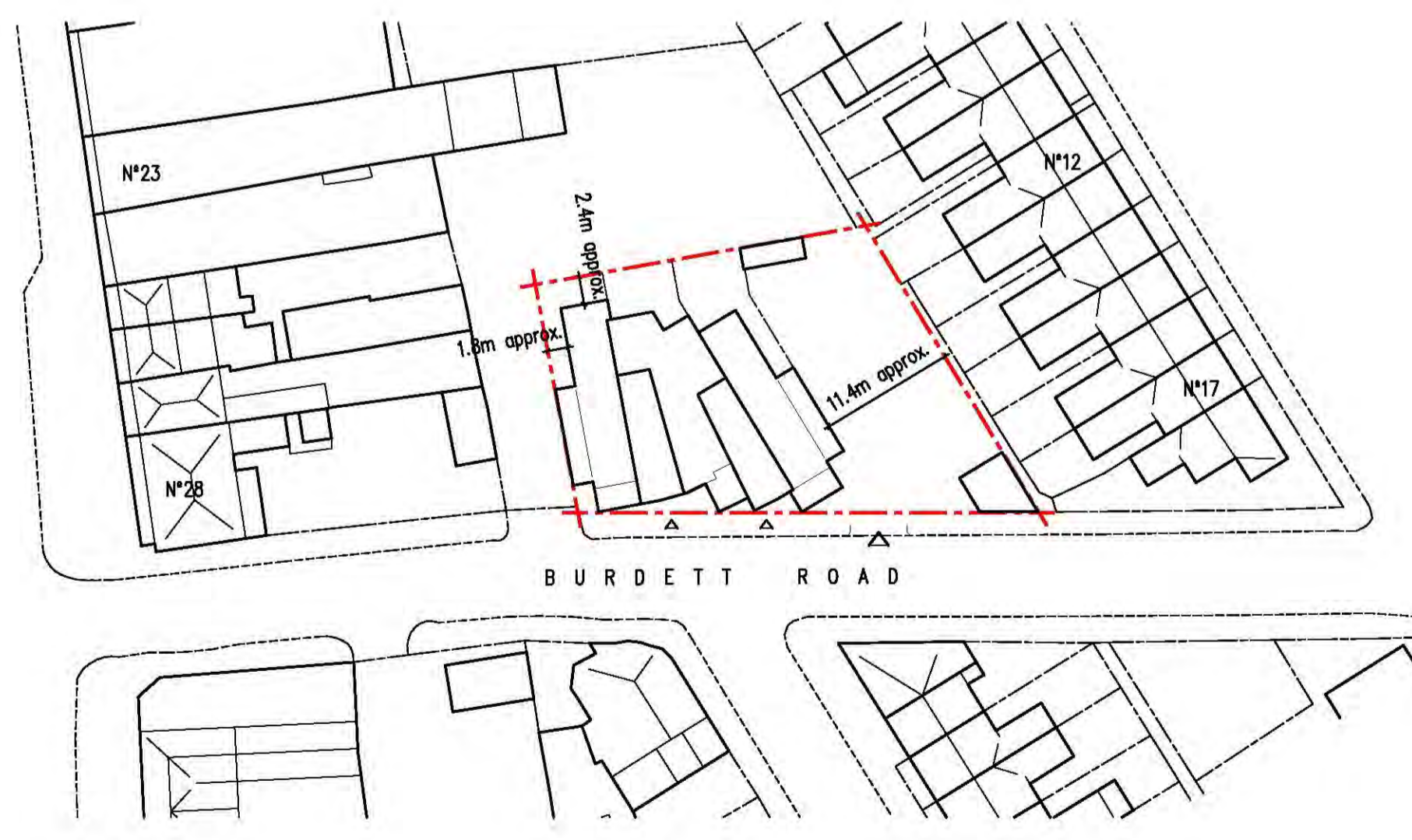
Please send corrections and error reports to: enquiries@tcma.co.uk



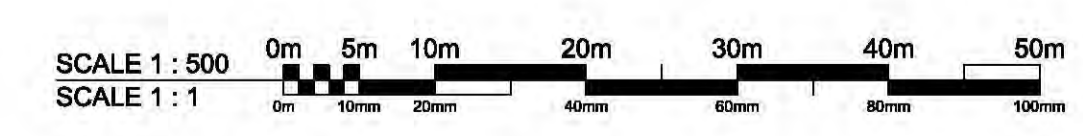
LOCATION PLAN
SCALE 1:1250



EXISTING SITE PLAN



PROPOSED SITE PLAN



Notes

Revision	Author & Description	Date
1	TCM: Amended proposals update	03.05.2018

<p>T C Matthew Chartered Architect 82 London Road Southend-on-Sea Essex, SS1 1PG www.tcma.co.uk Tel: 07505 983394</p>	<p>T C Matthew Chartered Architect</p>
---	---

Client
P.D. and W&G Gilson
8 Burdett Road
Southend-on-Sea
Essex SS1 2TN

Project
**Change of Use &
Redevelopment**
8 Burdett Road
Southend-on-Sea
Essex SS1 2TN

Title
Location & Site Plans

Drawing:	16090_LSP_010 Rev.1
Date:	30/03/2017 By: TCM
Scale:	1:500 @ A1 Check: TCM